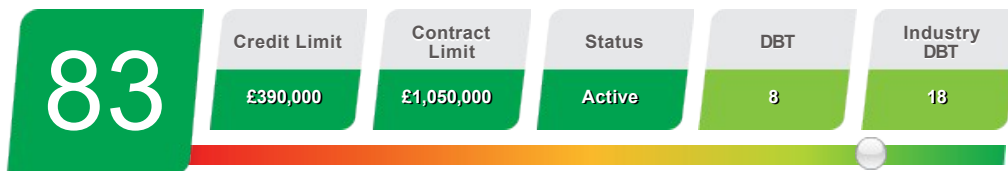


Company Name: **COVENTRY & WARWICKSHIRE CHAMBER OF COMMERCE**

Company No: **02478695**

Safe No: **UK02140598**

Company Status: **Active - Accounts Filed**



Registered Address: **CHAMBER HOUSE
INNOVATION VILLAGE
COVENTRY
CV1 2TL**

Your Name: **Keely Hancox**

Your User ID: **101556387**

Date / Time: **11:24 Monday, 25 January 2021**

Your Name: Keely Hancox
Your User ID: 101556387
Date / Time: 11:24 Monday, 25 January 2021

Limited Company
 Report Summary

Company Name: COVENTRY & WARWICKSHIRE
 CHAMBER OF COMMERCE
Company Number: 02478695
Safe Number: UK02140598



Company Summary

Registered Address	CHAMBER HOUSE INNOVATION VILLAGE COVENTRY CV1 2TL	Trading Address	Chamber House Innovation Village Coventry West Midlands CV1 2TL
Website Address	http://www.cw-chamber.co.uk	Telephone Number	02476654321
VAT Number	GB729947967	TPS	No
Fax Number		Incorporation Date	08/03/1990
FPS	Yes	Previous Name	COVENTRY & WARWICKSHIRE CHAMBER OF COMMERCE
Type	Private Limited by guarantee without Share Capital Exempt from using Limited	FTSE Index	-
Filing Date of Accounts	19/11/2020	Date of Change	07/10/2009
Share Capital	£0	Currency	GBP
SIC07	94110	Charity Number	-
SIC07 Description	ACTIVITIES OF BUSINESS AND EMPLOYERS MEMBERSHIP ORGANIZATIONS		
SIC03	9111		
SIC03 Description	BUSINESS & EMPLOYERS ORGANISATIONS		
Principal Activity	A group engaged in the representation, the provision of information and membership services and the provision of training.		

Credit Score & Limit

Todays Score [1-100]	83
Previous Score [0-100]	83
Todays Limit	£390,000
Previous Limit	£355,000
Todays Contract Limit	£1,050,000

Based upon the company's latest industry classification, today's score of 83 places the company in the upper 25% of 2383 companies sampled from the same industry

Score - Key Financials Filed / Established

Score	Description
71 - 100	Very Low Risk
51 - 70	Low Risk
30 - 50	Moderate Risk
21 - 29	High Risk
1 - 20	Very High Risk
Not Scored	Please see report for description

Score - Newly Incorporated

Score	Description
51 - 100	Low Risk
30 - 50	Moderate Risk
1 - 29	Caution - High Risk
Not Scored	Please see report for description

INTERNATIONAL SCORE

SCORE DESCRIPTION

**International Score Description:****Very Low Risk**

The Creditsafe International Score represents a common risk scoring platform which enables companies to be compared on an international basis.

A	Very Low Risk
B	Low Risk
C	Moderate Risk
D	High Risk
E	Not Scored

Additional Information

CCJ's	0 (£0)	Accountant	-
No CCJ Information To Display		Mortgages	1
Ultimate Holding Company	COVENTRY & WARWICKSHIRE CHAMBER OF COMMERCE	Trade Debtors	-
		Group	6 companies
		Linkages	0 companies
		Countries	In 0 countries

Key Financials

Year to Date	Turnover	Pre Tax Profit	Shareholder's Funds	Employees
31/03/2020	£4,562,565	£268,727	£5,878,787	76
31/03/2019	£4,261,982	£224,382	£5,658,592	71
31/03/2018	£4,308,723	£334,575	£5,466,731	72

Mortgage Summary

Total Mortgage	1
Outstanding	1
Satisfied	0

Trade Debtors / Bad Debt Summary

Total Number of Documented Trade	10
Total Value of Documented Trade	£5,004

Commentary

- This company has been treated as a Medium company in terms of the score/limit that has been generated.
- This company's Equity in Percentage ratio shows a very high percentage of the company's Assets are funded by Equity.
- This company's latest accounts show a very high amount of Fixed Assets available.
- This company's Pre-tax Profit figure shows a moderate profit for the latest trading period.
- An estimation based on the latest accounts indicates that this company settles its invoices with suppliers over a moderate duration.

CCJ

Total Number of Exact CCJs - 0
 Total Number of Possible CCJs - 0
 Total Number of Satisfied CCJs - 0
 Total Number of Writs - -

Total Value of Exact CCJs -
 Total Value of Possible CCJs -
 Total Value of Satisfied CCJs -

Payment Information

Trade Payment Information

Average Invoice Value	£357.41
Invoices available	4
Paid	4
Outstanding	0



Trade Payment Data is real life payment experiences gathered from selected third party partners big and small who send us trade payment information on their complete sales ledger.

● Within Terms ● 0-30 Days ● 31-60 Days
● 61-90 Days ● 91+ Days

Customer Payment Experiences



Number of Experiences

Customer Payment Experiences are supplied by Creditsafe users based on their payment experience with their customers.

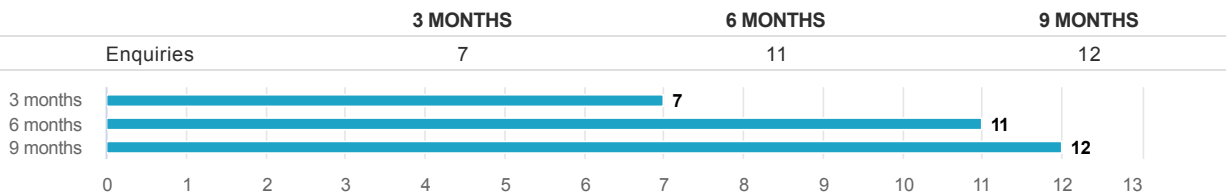
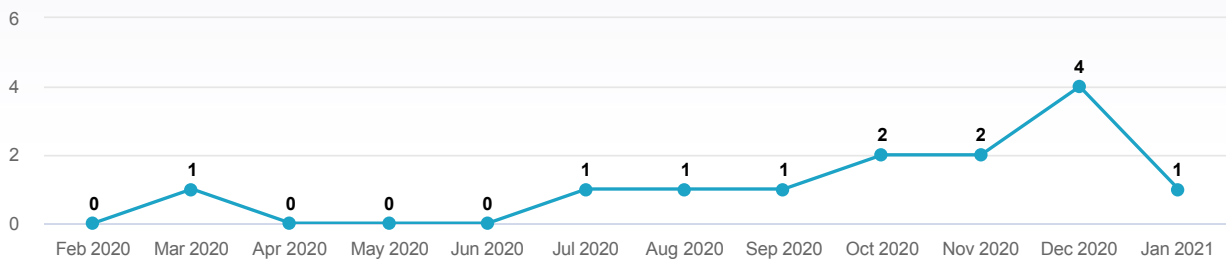
Enquiries Trend

The last enquiry date was 19/01/2021

There have been 13 enquiries in the last 12 months.

There are an average of 1 reports taken each month.

Monthly Breakdown



Total Current Directors	19	Total Current Secretaries	0
Total Previous Directors / Company Secretaries	86	Total Person's With Significant Control	0

Current Directors
















Title	Mr	Function	Director
Name	Douglas John Squires	Nationality	British
Date of Birth	12/1944	Present Appointments	2
Latest Address	The Moat, Bockendon Road Westwood Heath, Coventry	Appointment Date	24/09/2007
Post Code	CV4 7DB	Occupation	Managing Director
Title	Mr	Function	Director
Name	Paul William Sullivan	Nationality	British
Date of Birth	04/1958	Present Appointments	5
Latest Address	Chamber House Innovation Village, Cheetah Road, Coventry, West Midlands	Appointment Date	24/09/2001
Post Code	CV1 2TL	Occupation	Managing Director
Title	Mr	Function	Director
Name	Amrik Singh Bhabra	Nationality	British
Date of Birth	12/1970	Present Appointments	9
Latest Address	124 St Martins Road, Coventry, West Midlands	Appointment Date	24/09/2007
Post Code	CV3 6ER	Occupation	Director
Title	Mr	Function	Director
Name	David Burton	Nationality	British
Date of Birth	07/1943	Present Appointments	7
Latest Address	Sherbourne House Farm, Washbrook Lane Allesley, Coventry, West Midlands	Appointment Date	07/04/1997
Post Code	CV5 9FG	Occupation	Chartered Accountant
Title	Mr	Function	Director
Name	David John Penn	Nationality	British
Date of Birth	10/1965	Present Appointments	1
Latest Address	Osbourne House Queen Victoria Road, Coventry, West Midlands	Appointment Date	09/02/2012
Post Code	CV1 3JD	Occupation	Chartered Surveyor
Title	Mr	Function	Director
Name	Peter Burns	Nationality	British
Date of Birth	03/1946	Present Appointments	4
Latest Address	104 Saint Martins Road, Finham, Coventry, West Midlands	Appointment Date	17/12/2001
Post Code	CV3 6ER	Occupation	Facilities Director
Title	Mr	Function	Director
Name	Steven Allen Twigger	Nationality	British
Date of Birth	02/1964	Present Appointments	9
Latest Address	100 Northumberland Road, Leamington Spa, Warwickshire	Appointment Date	03/11/2008
Post Code	CV32 6HG	Occupation	Accountant
Title	Mrs	Function	Director
Name	Louise Diane Bayliss	Nationality	British
Date of Birth	12/1964	Present Appointments	6
Latest Address	65 Franche Road, Wolverley, West Midlands	Appointment Date	03/02/2003
Post Code	DY11 5TU	Occupation	Chief Executive

Current Company Secretary





Top Shareholders














No shareholders to display

Profit & Loss






Date Of Accounts	31/03/20	(%)	31/03/19	(%)	31/03/18	(%)	31/03/17	(%)	31/03/16
Weeks	52	(%)	52	(%)	52	(%)	52	(%)	52
Currency	GBP	(%)	GBP	(%)	GBP	(%)	GBP	(%)	GBP
Consolidated A/cs	Y	(%)	Y	(%)	Y	(%)	Y	(%)	Y
 Turnover	£4,562,565	7.1%	£4,261,982	-1.1%	£4,308,723	2.5%	£4,203,781	-9.5%	£4,645,882
 Export	-	-	-	-	-	-	-	-	-
 Cost of Sales	£3,109,605	1.7%	£3,058,703	4.5%	£2,925,672	-1.1%	£2,959,444	-12.3%	£3,375,733
 Gross Profit	£1,452,960	20.8%	£1,203,279	-13%	£1,383,051	11.1%	£1,244,337	-2%	£1,270,149
 Wages & Salaries	£2,691,449	6.5%	£2,526,744	3.2%	£2,447,468	2.4%	£2,389,481	-11.6%	£2,704,421
 Directors Emoluments	£132,977	2.4%	£129,918	6%	£122,511	9.6%	£111,771	-3.5%	£115,791
 Operating Profit	£235,216	53.6%	£153,139	-45.1%	£279,139	117.9%	£128,106	445.4%	£-37,093
 Depreciation	£32,445	29.7%	£25,022	10%	£22,756	-31.5%	£33,197	-42.7%	£57,971
 Audit Fees	£11,850	3%	£11,500	76.9%	£6,500	1.5%	£6,405	-32.6%	£9,500
 Interest Payments	-	-	-	-	-	-	-	-	-
 Pre Tax Profit	£268,727	19.8%	£224,382	-32.9%	£334,575	122.7%	£150,236	62.7%	£92,349
 Taxation	£-54,082	-41.9%	£-38,116	34.3%	£-58,058	-149.7%	£-23,248	-501.8%	£-3,863
 Profit After Tax	£214,645	15.2%	£186,266	-32.6%	£276,517	117.8%	£126,988	43.5%	£88,486
 Dividends Payable	-	-	-	-	-	-	-	-	-
 Retained Profit	£214,645	15.2%	£186,266	-32.6%	£276,517	117.8%	£126,988	43.5%	£88,486

Balance Sheet






Date Of Accounts	31/03/20	(%)	31/03/19	(%)	31/03/18	(%)	31/03/17	(%)	31/03/16
 Tangible Assets	£2,910,002	-0.7%	£2,931,750	0.1%	£2,928,932	0.6%	£2,912,394	-0.9%	£2,939,840
 Intangible Assets	-	-	-	-	-	-	-	-	-
 Total Fixed Assets	£2,910,002	-0.7%	£2,931,750	0.1%	£2,928,932	0.6%	£2,912,394	-0.9%	£2,939,840
 Stock	-	-	-	-	-	-	-	-	-

 Trade Debtors	£461,738	5.1%	£439,532	-41.6%	£752,616	-19.6%	£936,308	29.7%	£721,827
 Cash	£3,376,742	10.3%	£3,061,909	20.8%	£2,535,697	20.6%	£2,102,771	18.9%	£1,769,231
 Other Debtors	£315,905	6.3%	£297,092	6.6%	£278,760	-8.4%	£304,254	-33.5%	£457,261
 Miscellaneous Current Assets	-	-	-	-	-	-	-	-	-
 Total Current Assets	£4,154,385	9.4%	£3,798,533	6.5%	£3,567,073	6.7%	£3,343,333	13.4%	£2,948,319
 Trade Creditors	£425,580	23.5%	£344,540	8.8%	£316,718	3.2%	£306,781	91.2%	£160,416
 Bank Loans & Overdrafts	-	-	-	-	-	-	-	-	-
 Other Short Term Finance	-	-	-	-	-	-	-	-	-
 Miscellaneous Current Liabilities	£750,520	4.8%	£716,151	1.9%	£703,056	-7.2%	£757,421	15.2%	£657,458
 Total Current Liabilities	£1,176,100	10.9%	£1,060,691	4%	£1,019,774	-4.2%	£1,064,202	30.1%	£817,874
 Bank Loans & Overdrafts and LTL	£9,500	-13.6%	£11,000	15.8%	£9,500	46.2%	£6,500	-34.1%	£9,863
 Other Long Term Finance	-	-	-	-	-	-	-	-	-
 Total Long Term Liabilities	£9,500	-13.6%	£11,000	15.8%	£9,500	46.2%	£6,500	-34.1%	£9,863





Capital & Reserves

Date Of Accounts	31/03/20	(%)	31/03/19	(%)	31/03/18	(%)	31/03/17	(%)	31/03/16
 Called Up Share Capital	-	-	-	-	-	-	-	-	-
 P & L Account Reserve	£5,677,954	3.8%	£5,468,859	3.4%	£5,288,188	5.4%	£5,016,860	2.5%	£4,896,453
 Revaluation Reserve	£200,833	5.9%	£189,733	6.3%	£178,543	6.2%	£168,165	2.6%	£163,969
 Sundry Reserves	-	-	-	-	-	-	-	-	-
 Shareholder Funds	£5,878,787	3.9%	£5,658,592	3.5%	£5,466,731	5.4%	£5,185,025	2.5%	£5,060,422



Other Financial Items

Date Of Accounts	31/03/20	(%)	31/03/19	(%)	31/03/18	(%)	31/03/17	(%)	31/03/16
 Net Worth	£5,878,787	3.9%	£5,658,592	3.5%	£5,466,731	5.4%	£5,185,025	2.5%	£5,060,422
 Working Capital	£2,978,285	8.8%	£2,737,842	7.5%	£2,547,299	11.8%	£2,279,131	7%	£2,130,445
 Total Assets	£7,064,387	5%	£6,730,283	3.6%	£6,496,005	3.8%	£6,255,727	6.2%	£5,888,159
 Total Liabilities	£1,185,600	10.6%	£1,071,691	4.1%	£1,029,274	-3.9%	£1,070,702	29.4%	£827,737
 Net Assets	£5,878,787	3.9%	£5,658,592	3.5%	£5,466,731	5.4%	£5,185,025	2.5%	£5,060,422















Cash Flow

Date Of Accounts	31/03/20	(%)	31/03/19	(%)	31/03/18	(%)	31/03/17	(%)	31/03/16
 Net Cashflow from Operations	£323,724	-40%	£539,635	23%	£438,776	36.5%	£321,363	999.9%	£-10,807
 Net Cashflow before Financing	£314,833	-40.2%	£526,212	21.5%	£432,926	29.8%	£333,540	170.7%	£-471,899
 Net Cashflow from Financing	-	-	-	-	-	-	-	-	-
 Increase in Cash	£314,833	-40.2%	£526,212	21.5%	£432,926	29.8%	£333,540	170.7%	£-471,899

Miscellaneous

Date Of Accounts	31/03/20	(%)	31/03/19	(%)	31/03/18	(%)	31/03/17	(%)	31/03/16
Contingent Liability	NO	-	NO	-	NO	-	NO	-	NO
 Capital Employed	£5,888,287	3.9%	£5,669,592	3.5%	£5,476,231	5.5%	£5,191,525	2.4%	£5,070,285
 Number of Employees	76	7%	71	-1.4%	72	-2.7%	74	-19.6%	92
Accountants									
Auditors	DAFFERNS LLP								
Auditor Comments	The audit report contains no adverse comments								
Bankers									
Bank Branch Code									

Ratios

Date Of Accounts	31/03/20	31/03/19	31/03/18	31/03/17	31/03/16
 Pre-tax profit margin %	5.89	5.26	7.77	3.57	1.99
 Current ratio	3.53	3.58	3.50	3.14	3.60
 Sales/Net Working Capital	1.53	1.56	1.69	1.84	2.18
 Gearing %	0.20	0.20	0.20	0.10	0.20
 Equity in %	83.20	84.10	84.20	82.90	85.90
 Creditor Days	33.95	29.42	26.75	26.56	12.56
 Debtor Days	36.83	37.53	63.58	81.07	56.55
 Liquidity/Acid Test	3.53	3.58	3.49	3.14	3.60
 Return On Capital Employed %	4.56	3.95	6.10	2.89	1.82
 Return On Total Assets Employed %	3.80	3.33	5.15	2.40	1.56
 Current Debt Ratio	0.20	0.18	0.18	0.20	0.16
 Total Debt Ratio	0.20	0.18	0.18	0.20	0.16
 Stock Turnover Ratio %	-	-	-	-	-
 Return on Net Assets Employed %	4.57	3.96	6.12	2.89	1.82

Report Notes

There are no notes to display.

Status History

No Status History found

*Event History

Date	Description
20/01/2021	New Board Member Mr S. Harcourt appointed
15/01/2021	Mr M.S. Collins has left the board
15/01/2021	Mr M.W. Bailie has left the board

15/01/2021	New Board Member Dr A. Malik appointed
27/11/2020	New Accounts Filed
27/11/2020	New Accounts Filed
08/04/2020	Confirmation Statement
27/01/2020	Mr D. Myskow has left the board
26/11/2019	New Accounts Filed
26/11/2019	New Accounts Filed
22/11/2019	New Board Member Mr D. Hooper appointed
06/05/2019	New Board Member Mrs F. Sexton appointed
25/03/2019	Confirmation Statement
15/01/2019	New Board Member Mr T. Mongan appointed
14/01/2019	Mr P.P. Murtagh has left the board

Score History [Show graph](#)

Date	Score	Description
28/11/2020	83	Very Low Risk
06/12/2019	83	Very Low Risk
A new scoring system was introduced on the 06/12/2019. Click here for more information.		
27/11/2019	72	Very Low Risk
22/11/2018	76	Very Low Risk
02/12/2017	72	Very Low Risk
14/12/2016	72	Very Low Risk
26/11/2016	76	Very Low Risk
12/10/2016	76	Very Low Risk
06/09/2016	81	Very Low Risk
02/08/2016	76	Very Low Risk

Limit History [Show graph](#)

Date	Limit
28/11/2020	£390,000
06/12/2019	£355,000
A new scoring system was introduced on the 06/12/2019. Click here for more information.	
27/11/2019	£310,000
22/11/2018	£270,000
02/12/2017	£235,000
14/12/2016	£210,000
26/11/2016	£220,000
12/10/2016	£255,000
06/09/2016	£270,000
02/08/2016	£255,000

Previous Company Names

Date	Previous Name
07/10/2009	COVENTRY & WARWICKSHIRE CHAMBER OF COMMERCE
09/04/2001	COVENTRY AND WARWICKSHIRE CHAMBER OF COMMERCE, TRAINING AND ENTERPRISE
25/04/1997	COVENTRY AND WARWICKSHIRE TRAINING AND ENTERPRISE COUNCIL

Writ Details

No writs found

Statistics

Group	6 companies
Linkages	0 companies
Countries	In 0 countries

Summary

Holding Company	COVENTRY & WARWICKSHIRE CHAMBER OF COMMERCE
Ownership Status	Ultimately Owned
Ultimate Holding Company	COVENTRY & WARWICKSHIRE CHAMBER OF COMMERCE

Group Structure

Summary

Company Name		Safe Number	Registered Number	Score
COVENTRY & WARWICKSHIRE CHAMBER OF COMMERCE		UK02140598	02478695	83
COVENTRY AND WARWICKSHIRE CHAMBER OF COMMERCE AND INDUSTRY LIMITED		UK02950965	03292593	N/S
COVENTRY AND WARWICKSHIRE TRAINING AND ENTERPRISE COUNCIL LIMITED		UK02987657	03329477	N/S
WEST MIDLANDS GATEWAY LIMITED		UK05386499	05742440	N/S
WARWICK INFANT NURSERY LIMITED		UK18094829	12465174	47
COVENTRY AND WARWICKSHIRE CHAMBERS OF COMMERCE TRAINING LIMITED		UK01657334	01991724	75



Creditsafe UK
Bryn House,
Caerphilly Business Park,
Van Rd,
Caerphilly,
CF83 3GG



www.creditsafeuk.com



twitter.com/creditsafeuk



facebook.com/creditsafeuk



linkedin.com/company/creditsafe

Registered in Wales. Company number: 03836192